



YEAR 6 SATS PRESENTATION FOR PARENTS

Thursday 28th September 2023

Thank you for attending this evening 😊

WHAT WILL WE COVER IN THIS MEETING?

- What are the SATs?
- When are the SATs?
- What do the questions look like?
- Special arrangements
- How can you help your child?
- Mock week
- The week itself
- Things to remember
- Revision guides



A close-up photograph of a hand holding a black pen, filling out a SAT answer sheet. The answer sheet is a grid with rows of numbers (1-15) and columns of numbers (1-10). Some bubbles are already filled in with black ink. The text "WHAT ARE THE SATS TESTS?" is overlaid in large, white, bold, sans-serif capital letters across the center of the image.

WHAT ARE THE SATS TESTS?

THE SATS TESTS

- The end of KS2 assessments are sometimes informally referred to as 'SATS'.
- SATs stands for Statutory Assessment Tests and they are held at the end of Key Stage Two.
- It is a statutory requirement for year 6 pupils in state primary schools across the country to do the SATs.
- Tests are created by the Standards and Testing Agency.



THE SATS TESTS

2023 national curriculum tests					
Key stage 2					
English reading					
Reading answer booklet					
First name					
Middle name					
Last name					
Date of birth	Day		Month		Year
School name					
DfE number					

The SATs papers consist of:

- English Reading
- English Paper 1: Grammar, Punctuation & Spelling
- English Paper 2: Spelling
- Mathematics: Paper 1 Arithmetic, Paper 2 Reasoning, Paper 3 Reasoning

Writing is assessed using evidence collected throughout year 6. There is no year 6 SATs writing test.

A close-up photograph of a hand holding a black pen, filling out a SAT answer sheet. The hand is positioned over a grid of bubbles, each containing a number from 1 to 4. The pen is currently marking a bubble. The background is slightly blurred, showing more of the answer sheet and the hand's fingers. The text "WHEN ARE THE SATS?" is overlaid in large, white, bold, sans-serif capital letters across the center of the image.

WHEN ARE THE SATS?

THE SATS TESTS

Monday 13 th May 2024	Tuesday 14 th May 2024	Wednesday 15 th May 2024	Thursday 16 th May 2024
English Paper 1: Grammar, Punctuation & Spelling (45 minutes) English Paper 2: Spelling	English Reading (1 hour)	Mathematics Paper 1: Arithmetic (30 minutes) Mathematics Paper 2: Reasoning (40 minutes)	Mathematics Paper 3: Reasoning (40 minutes)

A close-up photograph of a hand holding a black marker, grading a test. The test is a grid of numbered circles, with numbers 1 through 16 visible. Some circles are already filled in with black ink. The hand is in the process of filling in a circle. The text "HOW ARE THE TESTS GRADED?" is overlaid in large, white, bold, sans-serif capital letters across the center of the image.

**HOW ARE THE TESTS
GRADED?**

GRADING OF THE TESTS



July 2024						
Monday	Tuesday	Wednesday	Thursday	Friday	Saturday	Sunday
1	2	3	4	5	6	7
8	9	10	11	12	13	14
15	16	17	18	19	20	21
22	23	24	25	26	27	28
29	30	31				

SATs tests are marked externally; the school receives the results July.

The marked tests will provide the following information:

- A raw score
- A scaled score
- An indication of whether the national standard has been met.

GRADING OF THE TESTS

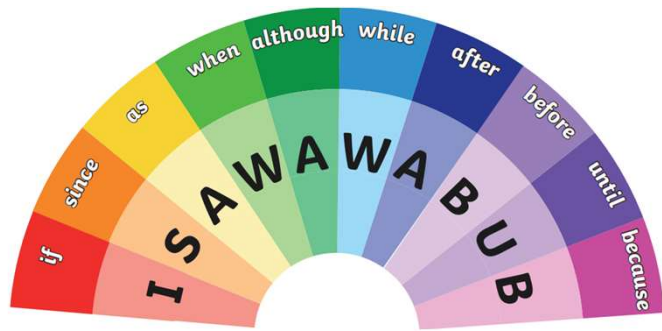
- A child awarded a scaled score between 100-109 is judged to have the 'national standard' (ARE/EXS) in the area judged by the test.
- If a child's score is 110 or above, they are working above the expected national standard (GDS).
- If a child's score is between 80-99, they are judged to have not yet met the national standard and performed below the expectation for their age (working towards).

A close-up photograph of a hand holding a black pen, filling out a bubble sheet. The sheet has a grid of circles, some of which are already filled in. The numbers 1, 2, 3, and 4 are visible in the circles. The text "WHAT DO THE QUESTIONS IN THE PAPERS LOOK LIKE?" is overlaid in the center of the image.

**WHAT DO THE
QUESTIONS IN THE
PAPERS LOOK LIKE?**

SPELLING, PUNCTUATION AND GRAMMAR PAPER 1

The children will have been working hard with their class teacher on developing and securing the knowledge of the technical vocabulary needed in this test.



This test focuses on:

- Grammatical terms/word classes
- Functions of sentences
- Combining words, phrases and clauses
- Verb forms, tenses and consistency
- Punctuation
- Vocabulary
- Standard English and formality

SPELLING, PUNCTUATION AND GRAMMAR PAPER 1

16 Insert a **dash** in the correct place in the sentence below.

The house was in need of repair the windows were broken and the roof was leaking.

36 Circle the **possessive pronoun** in the sentence below.

She asked to borrow Zak's pencil because hers were all blunt.

1 mark

17 Tick one box in each row to show whether the apostrophe is used for a **contracted form** or **possession**.

Sentence	Apostrophe for a contracted form	Apostrophe for possession
Let's hope it warms up soon.		
The teachers' coats were hanging in the staffroom.		
The children wear their scarves when it's cold.		

1 mark

SPELLING, PUNCTUATION AND GRAMMAR PAPER 2

Spelling

1. There was a _____ in the field.
2. I kept in _____ with my old friends when we moved.
3. The questions were _____ from one to ten.
4. The cup of tea was so hot it was _____.
5. We learnt the _____ to the song.
6. You _____ to wear your coat.
7. The footballer got a red card for _____.
8. We saw a _____ sunset.
9. The dog was trained to _____ its owner.

11. Each person's fingerprint is _____.
12. I found a _____ in my bicycle tyre.
13. The rain became _____ heavier during the day.
14. The _____ fixed Mum's car.
15. I like most flavours of ice cream, but my _____ is for chocolate.
16. _____ is one of the main food groups.
17. Giant pandas have _____ appetites.
18. We acted out a _____ in drama.
19. The _____ recommended a pair of glasses.
20. A _____ is a type of dried fruit.

ENGLISH READING



2023 national curriculum tests

Key stage 2

English reading

Reading answer booklet

First name						
Middle name						
Last name						
Date of birth	Day		Month		Year	
School name						
DfE number						

ENGLISH READING

2023 national curriculum tests

Key stage 2

English reading
Reading answer booklet

First name				
Middle name				
Last name				
Date of birth	Day	Month	Year	
School name				
DfE number				

5

Look at page 4.

What made Priya decide *to take a look* outside the tent?

Tick **one**.

She heard hedgehog noises.

☐

She heard Toby coughing.

☐

She heard the engine stop.

☐

She heard the noise from the road.

☐

12

Using information from the text, tick one box in each row to show whether each statement is **true** or **false**.

	True	False
At the beginning of the story, Priya knew what had woken her up.		
The binoculars belonged to Priya.		
Both Priya and Abby agreed that they had to do something.		
The rustlers stopped in Priya and Abby's campsite.		

2 marks

ENGLISH READING

2023 national curriculum tests

Key stage 2

English reading

Reading answer booklet

First name				
Middle name				
Last name				
Date of birth	Day	Month	Year	
School name				
DE number				

26 What positive messages does Harriet want readers to understand about bats?

Give **two** positive messages, using evidence from the text to support your answer.

An example has been done for you.

Positive message	Evidence
Bats shouldn't be judged by their appearance.	She says even though they might look scary they aren't really.

3 marks

34 It was the **unmistakable** silhouette of a wolf.

Which of the following is closest in meaning to *unmistakable*?

Tick **one**.

unlikely ☐

unfamiliar ☐

possible ☐

definite ☐

1 mark

MATHEMATICS PAPERS

2023 national curriculum tests

Key stage 2

Mathematics
Paper 1: arithmetic

First name				
Middle name				
Last name				
Date of birth	Day	Month	Year	
School name				
OE number				

The tests will cover:

- Number and place value
- The four operations (addition, subtraction, multiplication and division)
- Statistics
- Measurement (length, perimeter, mass, volume, time, money)
- Algebra
- Ratio and proportion
- Fractions, decimals and percentages

MATHEMATICS PAPER 1: ARITHMETIC

2023 national curriculum tests

Key stage 2

Mathematics

Paper 1: arithmetic

First name				
Middle name				
Last name				
Date of birth	Day	Month	Year	
School name				
DfE number				

8

$$\boxed{} = 8,217 - 5,463$$

☐
1 mark

14

$$\frac{2}{7} \times \frac{5}{9} =$$

☐
1 mark

Key stage 2

Mathematics

Paper 2: reasoning

First name						
Middle name						
Last name						
Date of birth	Day		Month		Year	
School name						
DfE number						

13

$\frac{1}{5}$ of a number is 22

What is the number?

11/11/2019

1 mark

18

A cinema sells tickets at three different prices.

- $\frac{1}{20}$ of the tickets are price A.
- $\frac{3}{5}$ of the tickets are price B.
- The rest of the tickets are price C.

What fraction of the tickets are price C?

Show
your
method

A large grid for drawing a picture, consisting of 20 columns and 10 rows of squares. A small rectangular box is drawn in the bottom right corner of the grid, spanning 2 columns and 2 rows. Inside this box, a horizontal line is drawn across the middle.

2 marks

MATHEMATICS PAPER 3: REASONING

2022 national curriculum tests

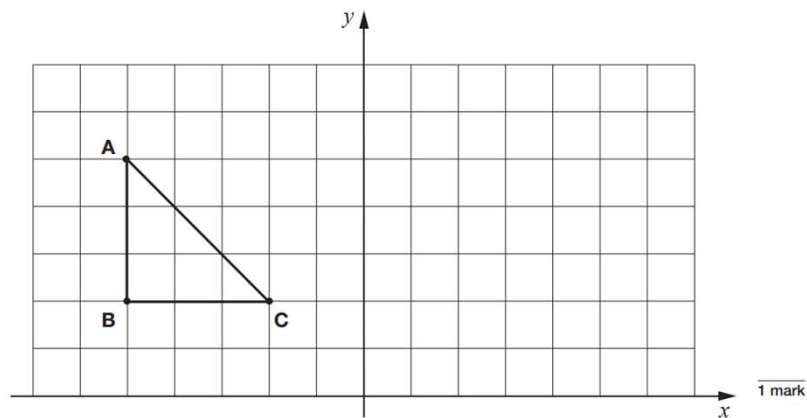
Key stage 2

Mathematics
Paper 3: reasoning

First name				
Middle name				
Last name				
Date of birth	Day	Month	Year	
School name				
OLE number				

3

Amina draws triangle **ABC** on a grid as shown.



She then reflects the triangle in the y -axis.

19

These are the prices of some vegetables in a shop.



Mushrooms
£3.20 for 1 kg



Carrots
60p for 1 kg

Layla buys **500 grams** of mushrooms and $1\frac{1}{4}$ kg of carrots.

She pays with a **£5** note.

How much change does Layla get?

Show
your
method

£

2 marks

A close-up photograph of a hand holding a black pen, filling out a form. The form is a grid with rows and columns. Some cells contain numbers (1, 2, 3, 4) inside circles, while others are empty. The text "SPECIAL ARRANGEMENTS" is overlaid in large, bold, white capital letters. The background is slightly blurred, showing more of the form and the hand.

SPECIAL ARRANGEMENTS

SPECIAL ARRANGEMENTS


Children with additional needs (who have similar support as part of day-to-day learning in school) may be allotted specific arrangements including:

- Additional time
- Tests being opened early to be modified
- An adult to scribe for them
- An adult to read for them
- The use of prompts or rest breaks
- Arrangements for children who are ill or injured at the time of the tests
- Pupils with an EHCP are automatically allowed up to 25% additional time (except for the spelling paper, which is not timed). Pupils who use the modified large print or braille versions of the tests are automatically allowed up to 100% additional time.



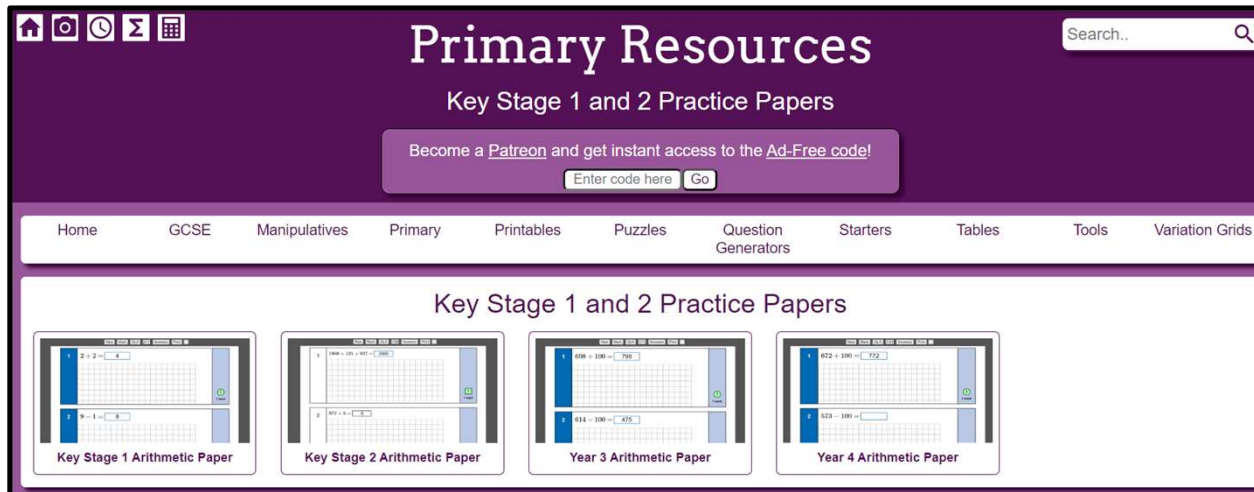
**HOW CAN YOU HELP
YOUR CHILD?**

We ask that children do not complete past papers. We use these for mocks and need accurate scores and question analysis of how they are performing to inform our planning and teaching.



PAST PAPERS

MATHS



[Primary Resources - MathsBot.com](https://www.mathsbot.com/primary-resources/)

MATHS



- Play times tables games
- Play mental maths games including counting in different amounts, forwards and backwards
- Encourage opportunities for telling the time
- Encourage opportunities for counting coins and money; finding amounts for calculating change when shopping
- Read longer number e.g. house prices
- Look for examples of 2D and 3D shapes around the home
- Identify, weigh or measure quantities and amounts e.g. when cooking
- Play games involving numbers or logic, such as dominoes, card games, monopoly

READING



Encourage a love of reading

Talk about the story before, during and afterwards- discuss the plot, characters, their feelings and actions, how it makes you feel, predict what will happen and form opinions.



Enjoy stories together



Look up definitions of unknown words




Read a little at a time but often



All reading is valuable. Reading can include: fiction, non-fiction, poetry, newspapers, magazines, football programmes and TV guides



Visit a library



SPAG

- Identify different skills in the children's reading book
e.g. can you see an example of a fronted adverbial?
- Practise spellings at home
- Online spelling and grammar games ([Crickweb | KS2 Literacy](#))
- BBC Bitesize videos

Year 3 and 4 Statutory Spellings

accident	calendar	eight	guide	mention	possession	straight
accidentally	caught	eighth	heard	minute	possible	strange
actual	centre	enough	heart	natural	potatoes	strength
actually	century	exercise	height	naughty	pressure	suppose
address	certain	experience	history	notice	probably	surprise
although	circle	experiment	imagine	occasion	promise	therefore
answer	complete	extreme	important	occasionally	purpose	though
appear	consider	famous	increase	often	quarter	thought
arrive	continue	favourite	interest	opposite	question	through
believe	decide	February	island	ordinary	recent	various
bicycle	describe	forward	knowledge	particular	regular	weight
breathe	different	forwards	learn	peculiar	reign	woman
build	difficult	fruit	length	perhaps	remember	women
busy	disappear	grammar	library	popular	sentence	
business	early	group	material	position	separate	
	earth	guard	medicine	possess	special	




Year 5 and 6 Statutory Spellings

accommodate	category	determined	foreign	lightning	profession	sincerely
accompany	cemetery	develop	forty	marvellous	programme	soldier
according	committee	dictionary	frequently	mischievous	pronunciation	stomach
achieve	communicate	disastrous	government	muscle	queue	sufficient
aggressive	community	embarrass	guarantee	necessary	recognise	suggest
amateur	competition	environment	harass	neighbour	recommend	symbol
ancient	conscience	equip	hindrance	nuisance	relevant	system
apparent	conscious	equipped	identity	occupy	restaurant	temperature
appreciate	controversy	equipment	immediate	occur	rhyme	thorough
attached	convenience	especially	immediately	opportunity	rhythm	twelfth
available	correspond	exaggerate	individual	parliament	sacrifice	variety
average	criticise	excellent	interfere	persuade	secretary	vegetable
awkward	curiosity	existence	interrupt	physical	shoulder	vehicle
bargain	definite	explanation	language	prejudice	signature	yacht
bruise	desperate	familiar	leisure	privilege	sincere	



SPAG

WRITING



- Practise and learn weekly spellings- make it fun!
- Encourage opportunities for writing such as letters to family or friends, shopping lists, notes or reminders, stories and poems
- Write together- be a good role model for writing
- Encourage use of a dictionary to check spelling and a thesaurus to find synonyms and expand vocabulary
- Remember that good readers become good writers!

SUPPORTING YOUR CHILD

Most importantly:

- Ensure good attendance
- Praise and encourage them





MOCK WEEK



MOCK WEEK

In February, we will have a mock week where the children will sit previous papers.

During this week, we will replicate what will happen on the actual week. For instance, going to the hall.

This is to help the children feel calm and prepared for when they sit the tests in May.

A close-up photograph of a hand holding a black pen, filling out a crossword puzzle. The grid is filled with numbers and some pre-filled letters. The text "THE WEEK ITSELF" is overlaid in large, bold, white capital letters across the center of the image. The background is a soft, out-of-focus white.

THE WEEK ITSELF

The week beginning Monday 13th May 2024.

We have found it is better if the children come in at their usual time, but we ask for support in ensuring they are here at 8:40.

A snack always helps!



THINGS TO REMEMBER



THINGS TO REMEMBER

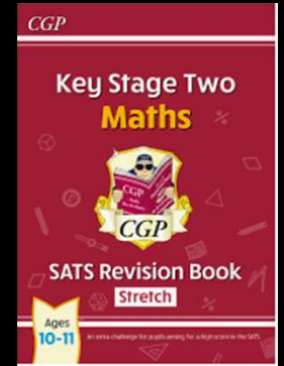
- The wellbeing of your children is our priority.
- It is important that the children feel calm and relaxed about their SATs.
- We are here if you or your child has any concerns.
- We are in this together; we believe in your children, and we will be doing everything to help them reach their full potential.




REVISION GUIDES

A close-up photograph of a hand holding a black pen, filling out a revision guide. The guide is a grid with numbers 1 through 16 in the left column and numbers 1 through 16 in the top row. Each cell contains a small circle with a number inside. The hand is currently filling in the circle for the number 2 in the row corresponding to the number 16 in the left column. The text "REVISION GUIDES" is overlaid in large, white, bold capital letters across the center of the image.

Revision Guides



We are placing
the order
tomorrow
morning to
benefit from the
reduced price.



Any more slips
and money to
be given in first
thing please 😊

The background of the slide features a collage of colorful question marks in shades of green, blue, red, and yellow. At the bottom, several human hands of various skin tones are raised, suggesting an interactive session or a Q&A period. A dark grey rectangular box is positioned on the left side, containing the word 'QUESTIONS' in white capital letters.

QUESTIONS