

# Coundon Primary School

## Year 3 Guided Reading Home Learning Pack 5



---

Week commencing 8.6.20

# Activities included in this PowerPoint

---

Included in this PowerPoint are a selection of activities in the style that we would usually use in school. There are enough activities for 1 week (5 days) of learning if you wish to use them. All activities can be completed in your child's exercise book. Activities can be completed with or without adult support.

Each activity is based on some of the following reading skills:

- **Decode:** Give / explain the meaning of words in context.
- **Retrieve:** Retrieve and record information / identify key details from fiction and non-fiction
- **Summarise:** Summarise main ideas from more than one paragraph
- **Infer:** Make inferences from the text / explain and justify inferences with evidence from the text
- **Predict:** Predict what might happen from details stated and implied
- **Meaning:** Identify / explain how information / narrative content is related and contributes to meaning as a whole
- **Language:** Identify / explain how a meaning is enhanced through choice of words and phrases
- **Compare:** Make comparisons within the text

# Activity One


---

This week we will continue to look at the characters in Chapter 2. If you need reminding about the events in this chapter, follow the link below.

<https://www.wizardingworld.com/chapters/reading-the-vanishing-glass>

You can also listen to this on Spotify.

Or alternatively read it yourself using the pdf on the blog



# Activity One


---

In this chapter, we meet Dudley Dursley. Using the description below, **draw a picture of Dudley**.

...now the photographs showed a large blond boy riding his first bicycle, on a carousel at the fair, playing a computer game with his father, being hugged and kissed by his mother.

Dudley looked a lot like Uncle Vernon. He had a large pink face, not much neck, small, watery blue eyes, and thick blond hair that lay smoothly on his thick, fat head. Aunt Petunia often said that Dudley looked like a baby angel — Harry often said that Dudley looked like a pig in a wig.

Now label your drawing with description from the text.



# Activity Two

---

In Chapter 2, we find out about Harry's life with the Dursleys and how they treat him. In this activity, we would like you to think about how the Dursleys treat Harry. Below are some quotes from the text showing us how they behave towards Harry.

“Up! Get up! Now!”


Harry woke with a start. His aunt rapped on the door again.

“Up!” she screeched.

He wore round glasses held together with a lot of Scotch tape because of all the times Dudley had punched him on the nose.

The Dursleys often spoke about Harry like this, as though he wasn't there — or rather, as though he was something very nasty that couldn't understand them, like a slug.

You can find more examples in Chapter 2.



# Activity Two

---


How do the Dursleys treat Harry? How do you know this?

Use the quotes on the previous slide to help you.

## Example

I think the Dursleys behave.....towards Harry.

I think this because.....



# Activity Three


---

At the end of Chapter 2, the snake escapes from the reptile house. Imagine that you are the zoo keeper, who is in charge of this area. Write about how you feel and what you do to try and find the snake. **How do you keep everyone calm? Do you think that the boy with the glasses (Harry) was to blame? Did you see him talking to the snake?**

## Example starter

I stared in confusion at the empty enclosure and where the glass should've been. How did this happen? Where did the snake go? Suddenly, I heard the frantic, piercing cries of a child and I turned to see them pointing towards the exit.

Write this in your book.




# Activity Four

---

In Chapter 2, we find out that strangers often recognise Harry in the street.

A tiny man in a violet top hat had bowed to him once while out shopping with Aunt Petunia and Dudley. After asking Harry furiously if he knew the man, Aunt Petunia had rushed them out of the shop without buying anything. A wild-looking old woman dressed all in green had waved merrily at him once on a bus. A bald man in a very long purple coat had actually shaken his hand in the street the other day and then walked away without a word. The weirdest thing about all these people was the way they seemed to vanish the second Harry tried to get a closer look.

1. Who do you think these people are?
2. Where do you think they come from?
3. How do you think they know Harry?





# Activity Five

---

We would like you to imagine that each chapter in the book had a front cover. We would like you to think about the events of Chapter 1 and design your own front cover for this chapter. You can do this in your book or on another piece of paper if you want to.


You might want to think about including:

The main characters

The settings

Items or objects mentioned – birthday presents, the snake

The chapter title



# Activity Five

---

We return to the Dursleys' house ten years later.

The Dursleys do not have any photographs of Harry.

It is Dudley's birthday.

Aunt Petunia wakes Harry.

We find out that Harry lives in the cupboard under the stairs.


Dudley comes downstairs to open his birthday presents.

Dudley is upset because he only gets 37 presents.

Harry goes to the zoo with the Dursleys because there is no-one to look after him.

Harry speaks to the snake in the enclosure

The glass disappears and the snake escapes.



---

If you would like more resources, we would recommend that you continue to access fiction express and other suggested websites that contain books and reading activities that were suggested in the last pack. We have listed these websites again below for your information. Reading with/to your child is also recommended. If your child has lost their login details for Fiction Express, please email their class email address listed on the blog.

<https://en.fictionexpress.com/>

<https://www.topmarks.co.uk/english-games/7-11-years/reading>

<https://worldbook.kitaboo.com/reader/worldbook/index.html?usertoken=Mjk5MzQ6MTpJUjA5MjAxNjoyOmNsaWVudDE2OTc6MTY5NzoyMjE2Mjg4OjE6MTU4NDM4MDEzMzA2Mjp1cw==>

<https://www.oxfordowl.co.uk/for-home>

[http://oareadathon.ctml2.com/oa\\_readathonlz//lz.aspx?p1=MMcDU1MDMwMTFTMTcxMToyMUM4MTg4MTY2Q0FCQkVBODU3NTkzMTNDQTl4MDQ3Mw==-&CC=&p=0](http://oareadathon.ctml2.com/oa_readathonlz//lz.aspx?p1=MMcDU1MDMwMTFTMTcxMToyMUM4MTg4MTY2Q0FCQkVBODU3NTkzMTNDQTl4MDQ3Mw==-&CC=&p=0)